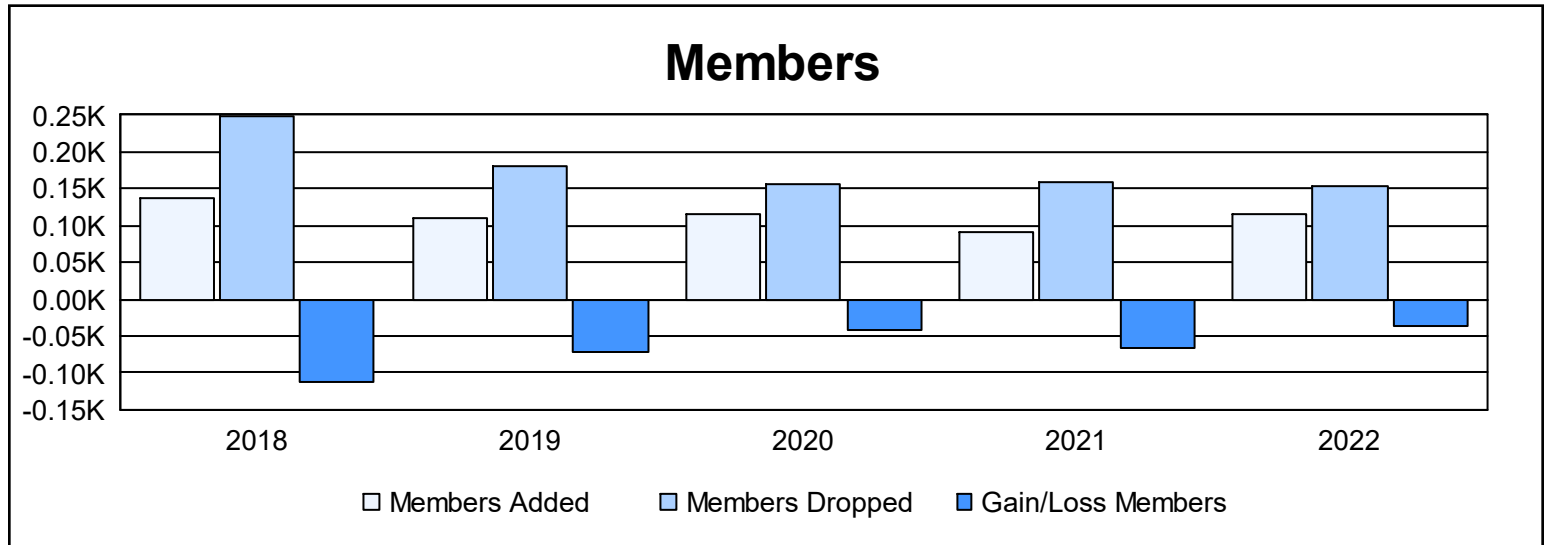
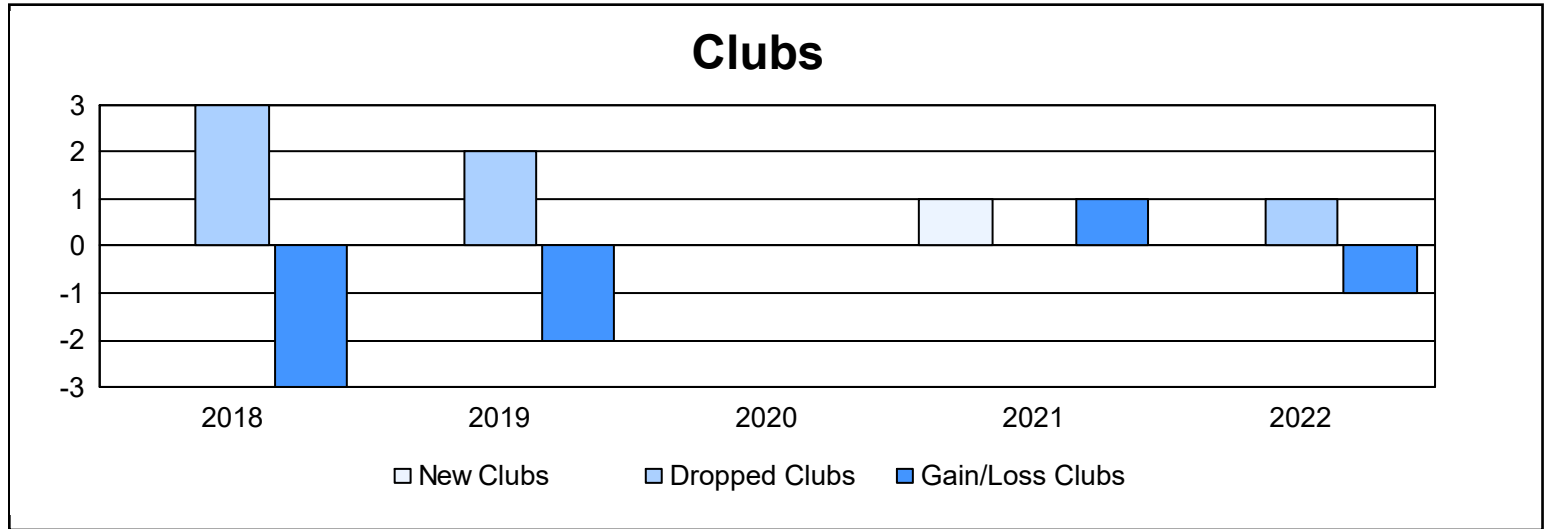
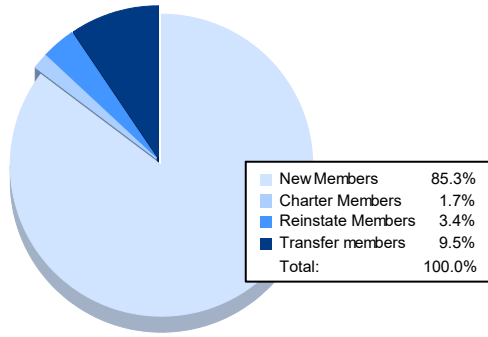


| Year | New Clubs | Dropped Clubs | Gain/ Loss Clubs | New Members | Charter Members | Reinstate Members | Transfer Members | Total Member Added | Total Members Dropped | Gain/ Loss Members |
|----------------|-----------|---------------|------------------|-------------|-----------------|-------------------|------------------|--------------------|-----------------------|--------------------|
| 2017-2018 | 0 | 3 | -3 | 118 | 0 | 5 | 14 | 137 | 249 | -112 |
| 2018-2019 | 0 | 2 | -2 | 99 | 1 | 7 | 2 | 109 | 180 | -71 |
| 2019-2020 | 0 | 0 | 0 | 96 | 0 | 8 | 11 | 115 | 156 | -41 |
| 2020-2021 | 1 | 0 | 1 | 55 | 17 | 11 | 9 | 92 | 159 | -67 |
| 2021-2022 | 0 | 1 | -1 | 99 | 2 | 4 | 11 | 116 | 153 | -37 |
| Average | 0 | 1 | -1 | 93 | 4 | 7 | 9 | 114 | 179 | -66 |



Membership Composition June 2022 Cumulative



Gender Composition June 2022 Cumulative

